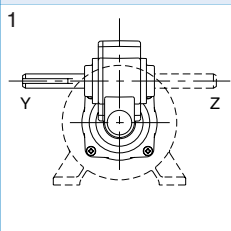
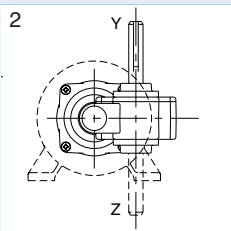
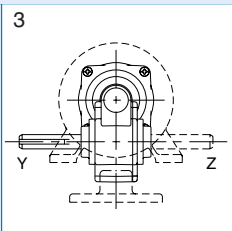
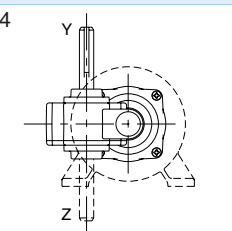
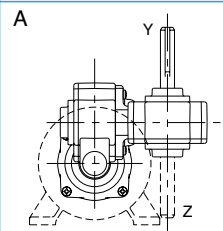
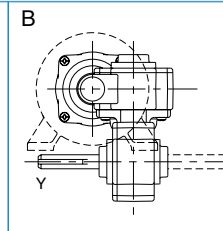
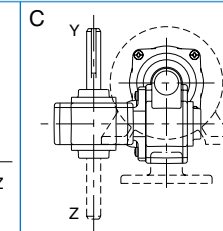
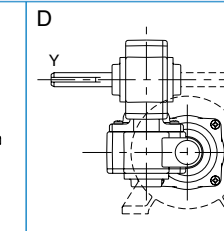
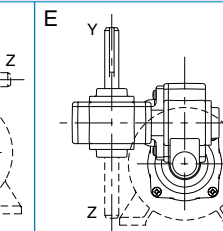
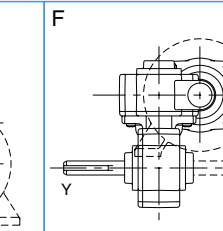
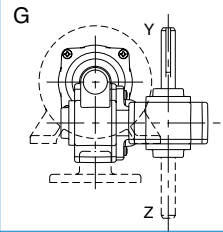
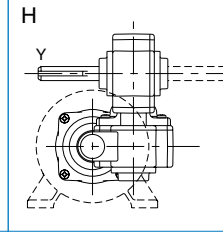
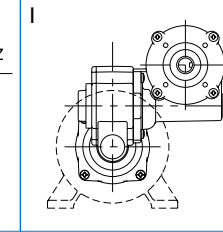
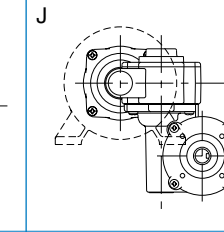
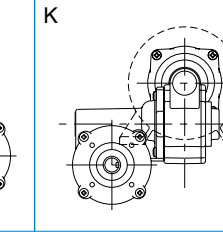
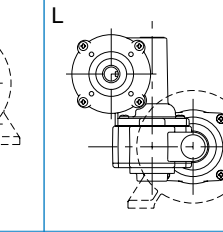
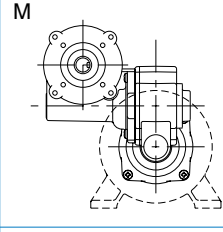
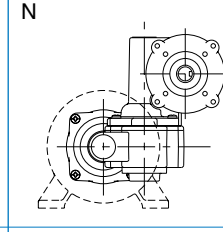
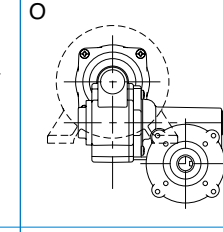
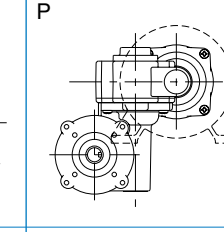
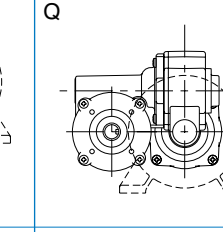
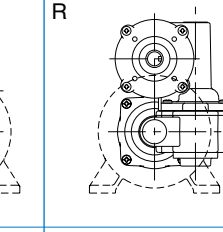
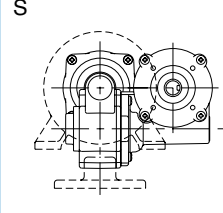
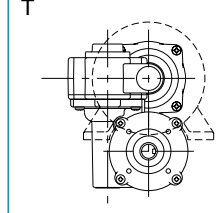
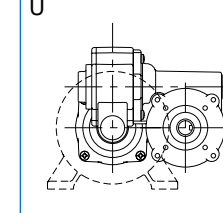
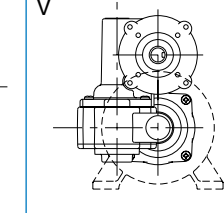
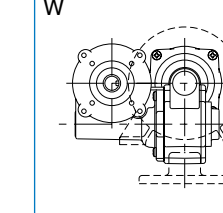
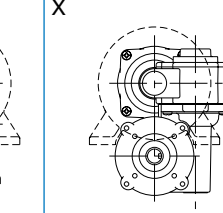


Positions des réducteurs et arbres de sortie

Un bout d'arbre: Y ou Z sans supplément.

Deux bouts d'arbre Y+Z sur commande avec supplément de prix.

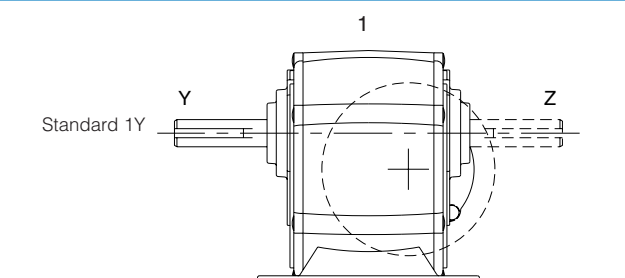
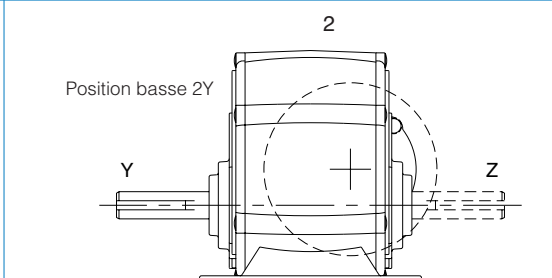
Réducteurs à Vis Simple			
Réducteurs S, M et L, Standard 1Y	Réducteurs MB et LB seulement dans la position 3	Réducteurs MB, MF, LB et LF, Standard 3Y	
1 	2 	3 	4 

Réducteurs à Vis Double					
Réducteurs SS et MM, Standard AY	Réducteurs MBM livrables seulement dans les positions C, G, S et W. Positions I à X des réducteurs, un bout d'arbre STANDARD Y orienté vers l'avant.				Réducteurs MBM, Standard GY
A 	B 	C 	D 	E 	F 
G 	H 	I 	J 	K 	L 
M 	N 	O 	P 	Q 	R 
S 	T 	U 	V 	W 	X 

Réducteurs dessinés avec moteur pattes en bas, horizontal, vu face à l'arbre.

Réducteurs à vis et trains d'engrenages LWS

Un bout d'arbre: Y ou Z sans supplément. Deux bouts d'arbre Y+Z sur commande avec supplément de prix.

1  Standard 1Y	2  Position basse 2Y
---	--